



# ZYGGOT ARC FLASH PROTECTION SYSTEM

## ONLINE ULTRA SELECTIVE ARC FLASH PROTECTION SYSTEM

ZYGGOT V5F/S ARC FLASH MONO GATEWAY  
ZYGGOT V5F/A ARC FLASH MULTI GATEWAY



ONLINE ULTRAVIOLET ARC FLASH PROTECTION SYSTEM

CATALOG

# varixx

World's First Online Thermography System (2004).  
World Leader in Continuous Temperature Monitoring.  
World's First UV Arc Protection System.\*  
Over 1 Million Sensors Installed Worldwide.  
\* Patent N° PI 0903809-4

OFFPRINT ZYGGOT V5F/S - V5F/A - ARC FLASH V2.1 - Build 147 - English - May 2025 (from the manual w/ 103 pages)

# ZYGGOT THERMOGRAPHY

## ARC FLASH PROTECTION SYSTEM



### DESCRIPTION

Varixx was the world's first company to introduce a Continuous, Online, Networked Temperature Monitoring System in 2008 and is a market leader in this area. The low-cost ZYGGOT system was designed to allow online monitoring of the temperatures of low and medium voltage components and internal connections, transformers, motors, etc., replacing old methods of periodic thermography with cameras.

The ZYGGOT system introduced an important innovation to the market because current safety standards prohibit the opening of energized electrical panels for any type of measurement, including temperature measurements with manual point-of-care guns or thermography cameras, without the use of appropriate protective clothing.

An important feature of the ZYGGOT system is that it simultaneously measures both the target and the sensor body, which is equal to the temperature of the surrounding air.

This feature also allows the detection of an increase in the internal temperature of the panel, which can identify obstructions or ventilation failures or even an increase in the temperature of equipment not directly monitored.

Sensors with opening angles of 7° allow the monitoring of both well-defined points (points) and areas of any size, depending on the distance from the sensor to the area.

Varixx also introduced the world's first and only Ultraviolet arc detection system in 2014, which does not require confirmation of current rise and inhibits arc formation at its onset due to its extremely fast action (<250 μs), detecting the arc in its initial phase and not in the fourth phase of the arc, unlike existing systems that detect light and current, which only reduce the effect of the arc, already formed, thereby reducing the Incident Energy by around 80 to 150 times compared to the competition. It is a system that has already been widely approved, with hundreds of real cases of detection and action, with minimal or no damage to the protected systems, with a return to operation time of minutes to a few hours.

Furthermore, as it does not require current monitoring, it is very easy to implement and costs much less than light and current detection

systems.

In addition to the independent CTM and Arc Flash systems, which continue in the product portfolio, Varixx is introducing the integrated Continuous Temperature Monitoring + Arc Flash system, which saves panel door space and facilitates integration with the user's DCS system, featuring Modbus and Ethernet communication.



Gateway

Sensor UVB



Sensor UVA



### APPLICATION

Low and medium voltage electrical panels, transformers, motors, brakes, processes, etc., offering and integrated protection against electric arcs (Arc Flash).

### BENEFITS

- \* Arc detection in phase 1 (pre-arc).
- \* Reduction in incident energy between 80 and 150 times compared to the competition.
- \* Indicates any sensor failure.
- \* Failure history.
- \* Modbus and Ethernet communication

### System Features

- \* Applicable in low and medium voltage.
- \* Up to 100 UV arc sensors in RS485 network with mini USB connections.
- \* Smart Sensors powered by the network itself.
- \* Measuring angle of 90°.
- \* Relay with color graphic touch screen display and Modbus and Ethernet communication.
- \* Fault history with "Time Stamp".
- \* Arc Flash protection with up to 40 triggering Gateways, each with up to 100 sensors for Ultraviolet detection.
- \* Readings and protections related to 4 analog inputs.
- \* External fault monitoring.
- \* Sensor status monitoring.
- \* 4 programmable digital outputs.
- \* Each sensor has a flashing LED and can be controlled by the relay to facilitate its location and address on the network.
- \* Operation in «Fail Safe» mode
- \* Ethernet protocols:
  - TCP/IP (Modbus Slave): Modbus over Ethernet).**
  - Ethernet/IP: ODVA CIP over Ethernet.**
  - FTP: (File Server) File Transfer Protocol.**
  - ASCII over TCP/IP: ASCII Data over Ethernet.**
  - NTP Protocol: Network Time Protocol HTTP (Web Server): Hypertext Transfer Protocol (Web Server).**

## MAIN ADVANTAGES

- TESTABLE WITH SYSTEM OFF
- WITH ETHERNET
- INTEGRATES ARC PROTECTION
- WORLD'S MOST ADVANCED ARC PROTECTION
- HIGH SELECTIVITY FOR ARC (VERSION MULTI GATEWAY)
- ARC ACTUATION IN LESS THAN 250uS
- REDUCES INCIDENT ENERGY BY UP TO 150X
- DISPENSES CURRENT MEASUREMENT FOR ARC
- CAN MEASURE NON-VISIBLE POINTS
- DOES NOT USE BATTERIES
- PROVEN RELIABILITY
- HISTORY OF EVENTS
- TEMPERATURE PLOT
- WORLD LEADING SYSTEM

- ### APPLICATIONS
- Internally to panels for arc flash protection.
  - Power cabins.
  - Substations

- ### KEY POINTS
- Color Touch Screen.
  - Has Ethernet communication with several protocols.
  - Several built-in protections.
  - UV arc protection, the most advanced in the world (Patent N° PI 0903809-4).
  - Reduces incident energy by up to 150 times compared to light and current detection systems.
  - Does not require current measurement to confirm an arc.
  - Also available is a Multi Gateways version, which allows high selectivity for arc tripping, using a low-cost triggering Gateway per cubicle or per associated circuit breaker.
  - Real-time graphical recording (Plot).
  - History of failures and events.
  - Modbus RTU communication (and others).
  - Arc sensor networks on high-speed CAN networks
  - Each relay can monitor up to 4000 arc sensors.

- ### MAIN FEATURES
- Reads supply voltage from up to 4000 sensors.
  - Up to 100 arc sensors per gateway.
  - Monitors Arc Flash by UV detection.
  - Dispenses current measurement for arc confirmation.
  - Actuation in less than 250uS, in the pre-arc phase, reduces incident energy by up to 150x in relation to systems by light and current detection.
  - Also available is a Multi Gateways version that allows high selectivity for arcing, allowing each circuit breaker to be tripped independently of the others, using a low-cost gateway per cubicle and a single relay per system.
  - Configurable alarm and trip levels for temperature.
  - Real-time graphic for analog inputs.
  - Fault and status history.
  - Continuous readings.
  - 4 analog inputs with configurable alarm and trip levels.
  - 8 digital inputs for external events or faults (ventilation, doors, etc.).
  - Modbus RTU + Ethernet.



ALSO AVAILABLE IN THE THM+ARC SYSTEM WITH RELAY INTEGRATING CONTINUOUS MEASUREMENT OF UPTO 100 POINT, WITHOUT CONTACT, TO THE MONO ARC SYSTEM AND MULTI GATEWAY. FIND OUT MORE THROUGH THE LINK BELOW:

# TECHNOLOGY AND MAIN FEATURES OF THE ARC SYSTEM

The ZYGGOT Arc Flash Protection System, integrated in this product with the Zyggot V5F/x THM+ARC Temperature Monitoring Relay, was designed to allow full-time monitoring and protection against arc flash of low and medium voltage electrical equipment such as panels, transformers, motors and generators.

The ZYGGOT Arc Flash Protection System introduces an important innovation to the market due to the fact that it detects ultraviolet (UV) radiation from the beginning of the arc, that is, from the pilot path, in phase 1 of the arc, before the detection of light from other systems. The light phase is already the final phase of the arc, with expansion of gases and vaporization of copper and other metals. Another important advantage is that selective monitoring of ultraviolet radiation eliminates the need for simultaneous monitoring of the current to confirm the occurrence of the arc, which is required by visible light detection systems.

If ultraviolet radiation is emitted at certain levels, the system can be safely tripped. Systems that detect visible light could be activated by door openings or light entering through cracks, which requires simultaneous current monitoring to avoid undue tripping.

The ZYGGOT Arc Flash Protection System, unlike light detection systems, can be applied even under direct sunlight\*, thus opening up the possibility of using it in external systems (outdoor substations, transformers, motors, etc.).

The sensors have a 90° opening angle that allows monitoring large areas and practically an entire cubicle with a single sensor, since it even detects UV reflected on the internal walls of the panel, thus detecting the start of arcs in areas not directly targeted.

The effective monitoring distances are high due to the high sensitivity of the sensors. Each arc sensor, up to 100 per relay, is connected to a high-speed CAN network and this network is connected to a triggering Gateway, which is responsible for providing the trip signal at 300  $\mu$ S, regardless of the speed of the Zyggot relay on the panel port. A single gateway and Zyggot relay can monitor up to 100 arc sensors per UV (plus 100 temperature sensors in the case of this system).

The interconnection of the sensors to the detection and triggering gateway uses a high-speed CAN network with clean and efficient wiring, unlike star systems, with analog or non-analog signals, which require each sensor to be independently connected to concentrator or interface modules. The high speed of detecting the occurrence of an electric arc and sending the trip signal (300  $\mu$ s) ensures safety, because in the event of an electric arc, the sooner the energy is removed from the system, the less damage will be caused by the incident energy (up to 105 times less than systems with visible light).

Even when using circuit breakers with an opening time of tens of milliseconds, the system is guaranteed to trip, even if the network interconnection cable were destroyed by the arc, because before the destruction, the signal would have already reached the relay and the circuit breaker (in dozens of real protection cases that occurred over many years of use, no system was damaged, due to the high speed of operation, inhibiting the arc and not mitigating it). Another important difference is that the transmitted signals are digital, already processed in the microprocessor sensor and transmitted by shielded cables, therefore being immune to extremely strong electromagnetic fields generated by the arc current, unlike what can occur with visible light detection systems, with photocells, which transmit an analog signal to the interface.

## BENEFITS

- \* Monitors ultraviolet radiation in bands A and B.
- \* Detects phase 1 of the arc, before the visible light phase (i.e. expansion and destruction).
- \* Dispenses with simultaneous current monitoring to configure the occurrence of an arc.
- \* Sends the trip signal in less than 300  $\mu$ s.
- \* A single Gateway + intelligent ZYGGOT relay with latest-generation ARM CORTEX microprocessors monitors up to 100 arc sensors per gateway (+100 temperature sensors per Zyggot relay).
- \* Reduction of up to 150 times in incident energy.
- \* Low implementation cost.
- \* High reliability.
- \* Allows for high selectivity, if necessary (Multi Gateways Version).
- \* "Open" system, does not depend on proprietary software, and can be interconnected to the DCS.

## PHASES OF THE ARC

**Pre-Arc:** Ionization of the air and formation of the path for the occurrence of an electric arc. In this phase, ultraviolet light is released (0 to 1 mS). This is the phase in which the arc sensor operates.

**Compression:** The energy of the arc is discharged into the air contained in the room, with a consequent increase in pressure (5 to 15 ms).

**Expansion:** The increase in pressure caused by the previous stage activates the relief mechanism and the air begins to be expelled to the outside, reducing the internal pressure (15 to 40 ms).

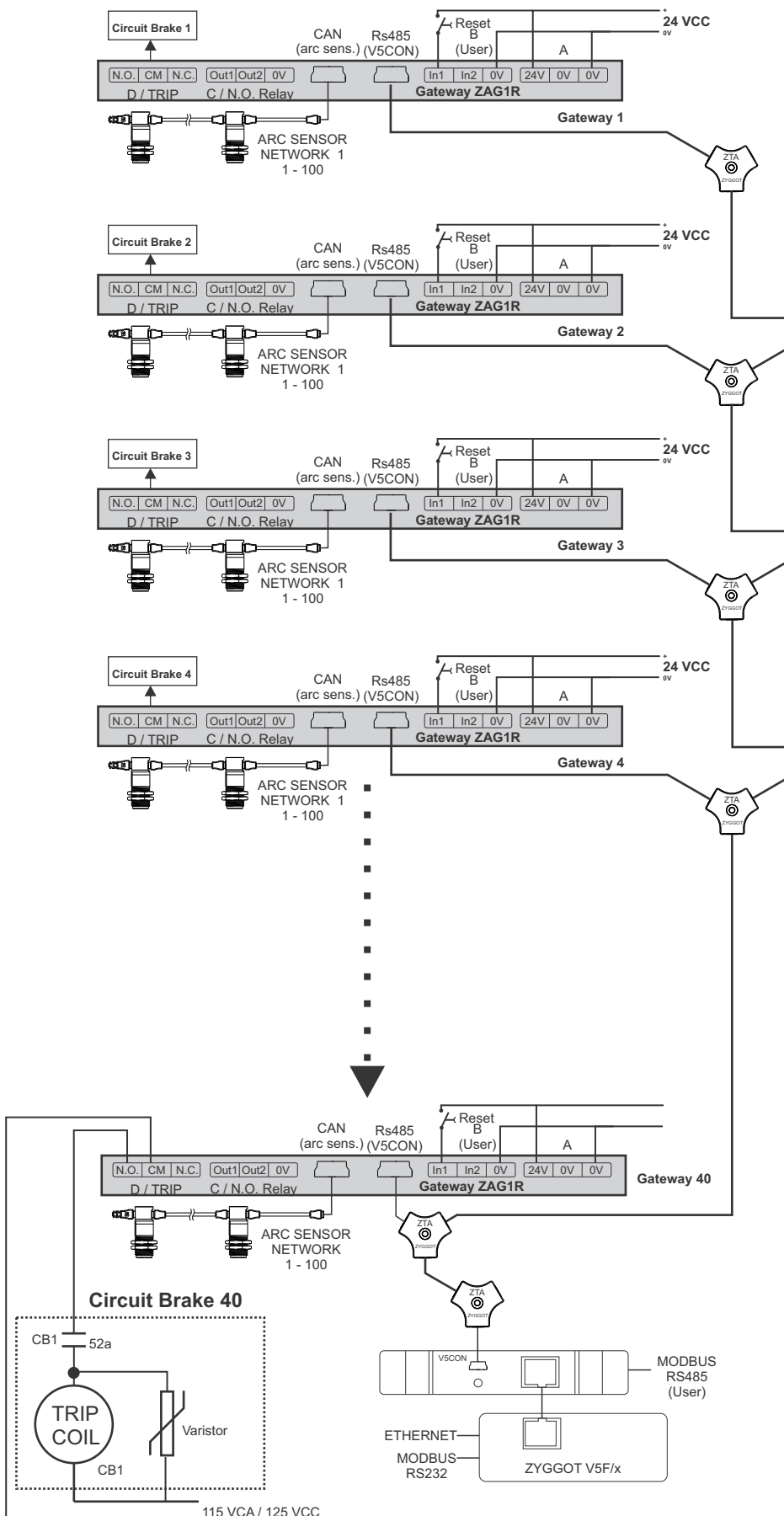
**Expulsion:** The pressure inside the room decreases, but the hot air continues to be expelled at an approximately constant pressure. The temperature potentially increases. The expulsion of air tends to be extinguished when the room's environment reaches the temperature of the arc (40 to 60 ms);

**Thermal:** The arc completely affects the insulating materials. The temperature reaches thousands of degrees Celsius and the conductive and structural materials begin to melt. This phase continues until energy dissipation occurs.

## MAIN SYSTEM FEATURES

- > Intelligent trigger gateway and relay (with ARM CORTEX microprocessors). Up to 100 gateways can be connected per relay.
- > Applicable in low and medium voltage.
- > High-speed CAN network for sensors.
- > Relay with Modbus RTU port for connection to PLCs.
- > Intelligent arc sensors powered by the CAN network itself.
- > 90° measuring angle.
- > Voltage and sensor status monitoring.
- > Does not require analog interfaces.
- > Gateway, sensors and relays can be configured and tested by PC with free software.
- > Allows high selectivity for tripping, using a low-cost triggering Gateway per cubicle/circuit breaker and a single Zyggot relay per system, or even dispensing with the relay (Multi Gateways Version).
- > Possibility of using only the Gateway, without the Zyggot relay, since the Gateway has Modbus communication and can be connected directly to the user's DCS system.
- > Up to 100 sensors connected to a single Gateway + Zyggot Relay. (Network with plug-in sensors).
- > Each sensor has an LED that flashes when commanded by the relay, to detect faults or their identification.
- > Trigger gateway with 3 digital outputs, one TRIP (solid state and mechanical) and two programmable.
- > Zyggot relay with 4 or 12 programmable digital outputs and 4 digital inputs for external faults, etc., in addition to 4 analog inputs.
- > Easy testing with ArcSafe hand-held tester (arc generator)

# EXAMPLE OF A TYPICAL APPLICATION USING MULTIPLE GATEWAYS AND A SINGLE RELAY

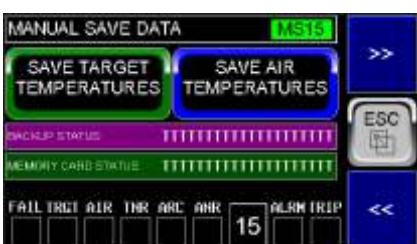


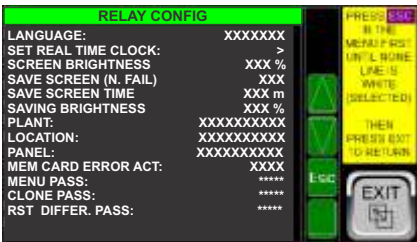
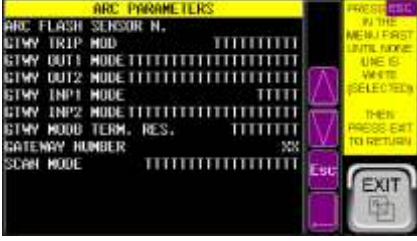

NOTA: A Polaridade dos 125 VCC não importa.

In cases where high selectivity is required, such as in cases of distribution branches with one circuit breaker per branch, the side topology can be used with multiple triggering Gateways, each one triggering its own associated circuit breaker and using the relay to page information from up to 40 Gateways, each with up to 100 arc sensors, i.e. configuring a low-cost, high-efficiency system.

Even if several Gateways are associated with a single Zyggot relay, this relay can still monitor up to 100 target temperatures and up to 100 surrounding air temperatures, since the continuous temperature monitoring system is predictive, not requiring a "TRIP" but rather an "Alarm", unlike the ARC protection system where each Gateway sends the "TRIP" signal to its circuit breaker in less than 300 µs.

# HUNDREDS OF ACCESSIBLE SCREENS





Easily accessible features  
A complete set of screen (more than 200) allows you to access all the functionalities of the Zyggot relay and the system.

# COMPOSITION OF THE ARC SYSTEM

COD: V5F/S ou V5F/A



**RELAY 96 X 125 Touch Screen**

**Technical information**

**FEATURES: V5F/x ARC RELAY**

Power Supply	24 VDC
Humidity	5 to 95%
No. of sensors	up to 100 sensors
Resolution	1°C
Inputs	4 analog 4 digital (12 to 24VDC)
Outputs	2 Alarm and Trip outputs (N.O.) 2 programmable outputs (N.O.) 1 output for connection to sensors
Communication	Modbus RTU Devicenet (optional) Ethernet TCP-IP (optional)
Screen	Color, Touch Screen WVGA

COD: V5CON  
(Comes with each Relay)



**INTERFACE**

COD: ZSA/90/24/UVA



**UVA TYPE ARC SENSOR**

**Technical information**

**FEATURES: EBLOCK 88x (x=D or x=R)**

Power Supply	24 VDC (10 - 30 VDC) 2W
Moisture	5 to 95%
Communication	CAN
Temperature	Oper: 0 to 60 °C /// Armaz: -10 to +60 °C
Inputs	8 Digital Inputs (12 - 24 VDC)
Outputs	Model 88D = 8 Digital Outputs (DC) Model 88R = 8 Digital Output (Relay)
Inputs	Imp.: 10K /// Treshold: 8 VDC / 3 VDC
Distance Max	1000 M
Output Current	2,5 A Max per point /// 10A Total Max (model 88D)
Output (mod 88R)	3,0 A @ 250 VAC Res. Max (mod. 88R)

COD: ZAG1R



**GATEWAY PARA ARCO**

COD: ZSA/90/24/UVB



**UVB TYPE ARC SENSOR**

**Technical information**

**Connectors: EB/88D & EB 88R**

1:	Digital Outputs / Relay Outputs
2:	NET address selection switches
3:	LEDs de status
4:	Inputs
5:	CAN & Power Supply
6:	Ground
7:	CAN RJ45

**Technical information**

**FEATURES: ARC UVA SENSOR**

Measuring angle:	90°
Power Supply:	24 VCC by the NET
Detection range:	UVA (240 to 380 nm)
Test sensitivity:	1 to 1,5 m (w/tester ZSA)
Real Arc Sensitivity:	up to 30 m
LED status indicator:	Included
Settings:	By PC software
Diameter:	19mm
Length:	53mm
Communication:	Rede CAN 512 MBs
Material:	Stainless Steel and Polycarbonate

**Technical information**

**FEATURES: ARC UVB SENSOR**

Measuring angle:	90°
Power Supply:	24 VCC by the NET
Detection range:	UVB (220 to 320 nm)
Test sensitivity:	1 to 1,5 m (w/tester ZSA)
Real Arc Sensitivity:	up to 30 m
LED status indicator:	Included
Settings:	By PC software
Diameter:	19mm
Length:	53mm
Communication:	Rede CAN 512 MBs
Material:	Stainless Steel and Polycarbonate

# ACCESSORIES

**Accessory**

COD: VPS6024 ou VPS12024

**POWER SUPPLY**

**Accessory**

COD: ZSF2

**Support for fixing and sight for tubular**

**Accessory**

COD: VZX/B1/U ou VZX/B1/U/P

**SUITCASE WITH LASER SIGHT**

**Accessory**

COD: ZFR      COD: ZTA

COD: ZCB4/2U/xxx

**Y-split Derivator, USB cables and terminating resistor**

**Accessory**

COD: V5CON (Comes with each Relay)

**INTERFACE**

COD: EB/88D ou EB/88R (For use with V5F/x relay)

**EBLOCK (Optional Use)**

COD: ZSA

**ARCSAFE Arc Tester**

**Accessory**

COD: RJ45/C2 (Comes with each V5CON module and each Eblock)

**RJ45 CABLE**

## ABOUT VARIXX

For over 40 years, Varixx has pursued its vocation for developing high-tech products and focuses its efforts on serving the industrial market with quality and speed. Our know-how in power electronics has allowed us to offer the market a wide range of products that have become known for their long service life and reliability. We were the creators of the global online thermography market, with the Zyggot line, which is becoming a global reference in the market for temperature monitoring and diagnostics and arc flash detection in electrical systems in general.

Our product portfolio also includes LED luminaires from our ONNO division, developed and manufactured 100% in Brazil with cutting-edge technology. Varixx values the introduction of innovative concepts worldwide.

## AREAS OF ACTIVITY

- ✓ **MANUFACTURERS OF GENERATOR MACHINES AND SYNCHRONOUS MOTORS**  
Static Exciters, Control Box Controllers, Low and Medium Voltage Soft Starters, Semiconductors
- ✓ **PRODUCTION OF ALUMINUM AND HYDROGEN / OXYGEN**  
High Current Rectifiers, Solid State Contactors, Smart Relay for CCM, Online Thermography System and Arc Flash Detection and Onno LED Luminaires.
- ✓ **BASE INDUSTRY, MINING AND STEEL INDUSTRY**  
Smart Relays for CCMs, Low and Medium Voltage Soft Starters, Solid State Contactors, AC/DC Converters for electromagnets, High Current Rectifiers, Online Thermography System, Arc Flash Detection and Protection and Onno LED Luminaires.
- ✓ **OIL COMPANIES**  
Smart Relays for CCMs, Static Excitation, Low and Medium Voltage Soft Starters, Solid State Contactors, Online Thermography System, Arc Flash Detection and Protection and Onno LED Luminaires.
- ✓ **ELECTRIC PANEL ASSEMBLERS**  
Smart Relays for CCMs, Online Thermography, Arc Flash Detection and Protection System, Semiconductors, Power Supplies and Onno LED Luminaires.

## Why ZYGGOT Thermography And Arc Flash Protection?



**SINGLE CABLE / EASY TO INSTALL**



**PREDICTIVE / DIFFERENTIAL PROTECTION**



**EFFECTIVE PROTECTION AGAINST ARC DESTRUCTION**



**WORLDWIDE UNIQUE BY UV DETECTION / NO CURRENT READINGS REQUIRED**



**DOES NOT NEED CONVENTIONAL THERMOGRAPHY / ALSO MEASURES AIR TEMP.**



**WITHOUT CONTACT / WITH NETWORK COMMUNICATION**

## LEARN MORE!

### ZYGGOT ARC FLASH SYSTEM

- ✓ **Low Cost // Up to 100 sensors per gateway.**
- ✓ **Innovative in the market // Faster (<300 uS versus up to 500 mS)**
- ✓ **Ultraviolet arc detection**
- ✓ **Does not operate with ambient light (False Alarm)**
- ✓ **No need for current readings**

# varixx

ALWAYS INNOVATING

www.varixx.com.br  
vendas@varixx.com.br  
+55 (19) 3424-4000  
+55 (19) 3301-6900

R. Felipe Zaidan Maluf, 450  
Distrito Industrial Unileste  
Piracicaba-SP. CEP: 13422-190



@Varixxbrasil



@varixxcompany



Varixx Indústria Eletrônica



www.varixx.com  
www.varixx.com.br

Representative/Distributor:

## VARIXX USA

2229 Allen Parkway, Suite 200  
+1 832-871-5700  
Houston - Texas, 77019

## VARIXX WORLDWIDE

MORE THAN 20 BRANCHES,  
DISTRIBUTORS AND REPRESENTATIVE  
OFFICES WORLDWIDE



ZYGGOT THERMOGRAPHY